





Pre-Masked and Easier Than Ever!



Scan to watch the EasyPatterns® Plus Video!







<p>Cricut® Explore Air</p>  <p>Blade: AutoBlade, Standard Setting: Iron-On</p>	<p>Cricut® Maker</p>  <p>Blade: AutoBlade, Fine-Point Setting: Heat Transfer, (Non-Cricut)</p>	<p>Brother® ScanNCut DX</p>  <p>Blade: AutoBlade, 3 Cut Speed: 5 Half Cut: Auto</p>	<p>Silhouette® Cameo 4</p>  <p>Blade: AutoBlade, 3 Material: Heat Transfer, Smooth Force: 6 Speed: 8</p>
---	---	---	---

-  Pre-Masked
-  Laser Friendly
-  Iron-On
-  CPSIA Certified

<p>Home Iron Instructions</p> <ul style="list-style-type: none"> · Mirror design and cut according to your cutter's settings · EasyPatterns Plus are already masked and ready to cut! · Set iron dial between Cotton and Linen · Cover with Heat Transfer Cover Sheet or Multipurpose Paper · Place on flat, hard surface (ironing board not recommended) · Press iron with medium/firm pressure (do not slide iron) for 15 seconds · If areas of design lift after application, replace cover sheet and re-press for 10 seconds · Peel carrier hot cold 	<p>Heat Press Instructions</p> <ul style="list-style-type: none"> · Mirror design and cut according to your cutter's settings · EasyPatterns Plus are already masked and ready to cut! · Weed excess material · Cover with Heat Transfer Cover Sheet or Multipurpose Paper · Preheat garment for 2-3 seconds · Apply design at 305°F/150°C (EasyPress® users add approx. 30°) · Use medium pressure for 10-15 seconds · Peel carrier hot or cold
---	---

EasyPatterns Plus Applies to:

-  100% Cotton
-  100% Polyester
-  Poly/Cotton Blends
-  Leather

Recommended Accessories: Siser Weeder, Multipurpose Paper or Heat Transfer Cover Sheet

Laundering: Wait 24 hours before first wash. Machine wash cold with mild detergent. Dry on normal dryer setting. Do not dry clean. Liquid fabric softener not recommended.

